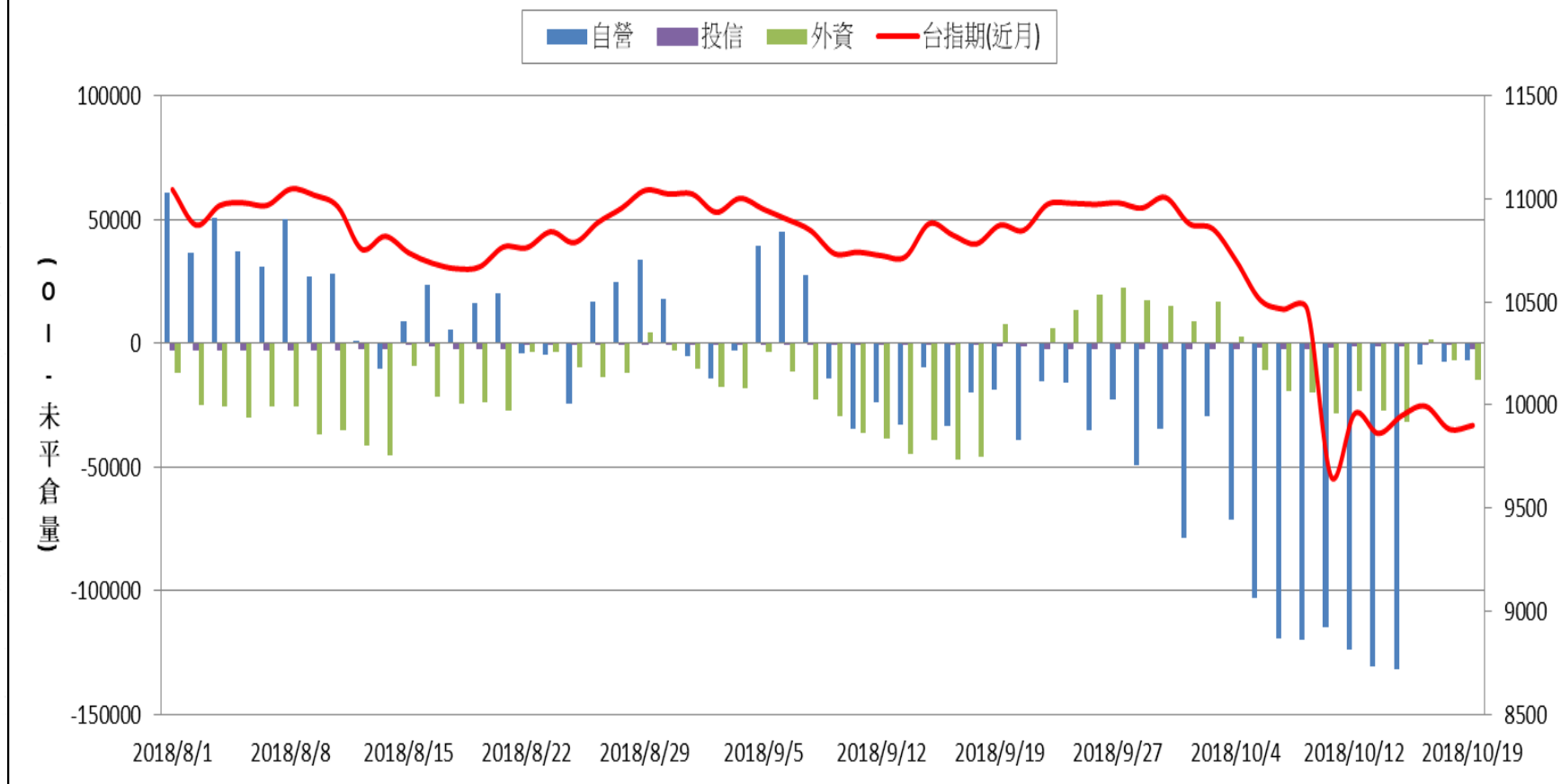
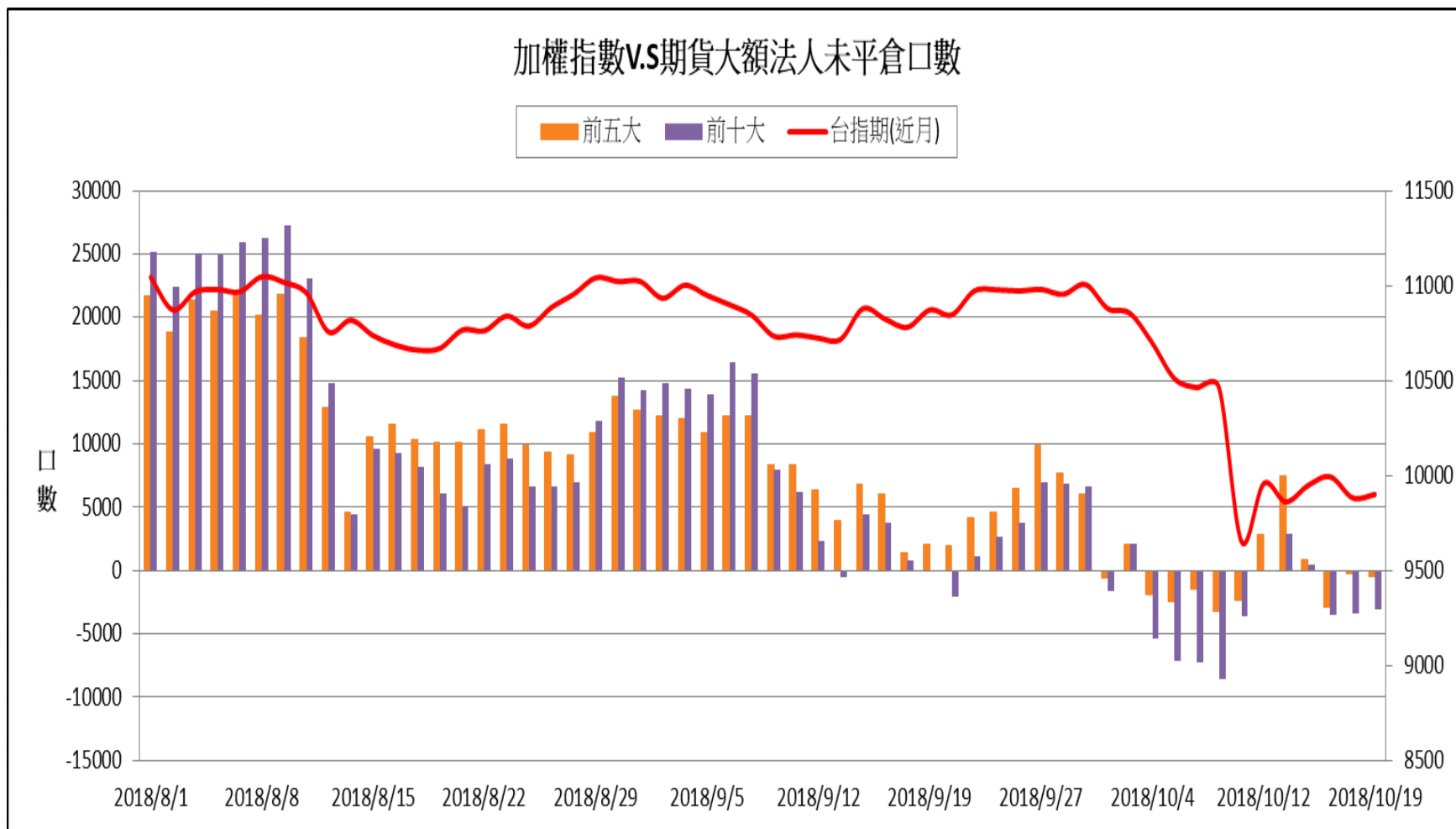
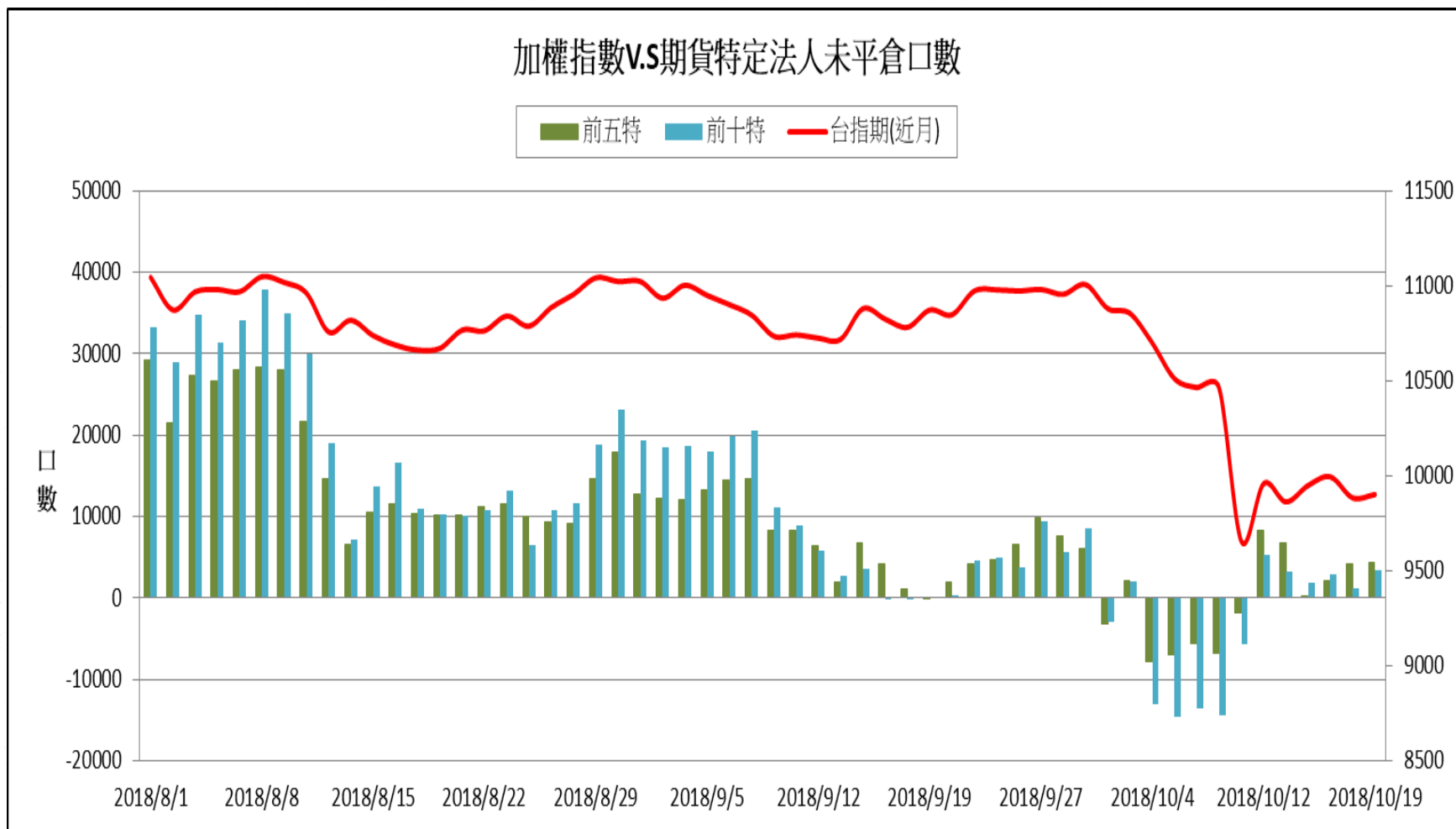


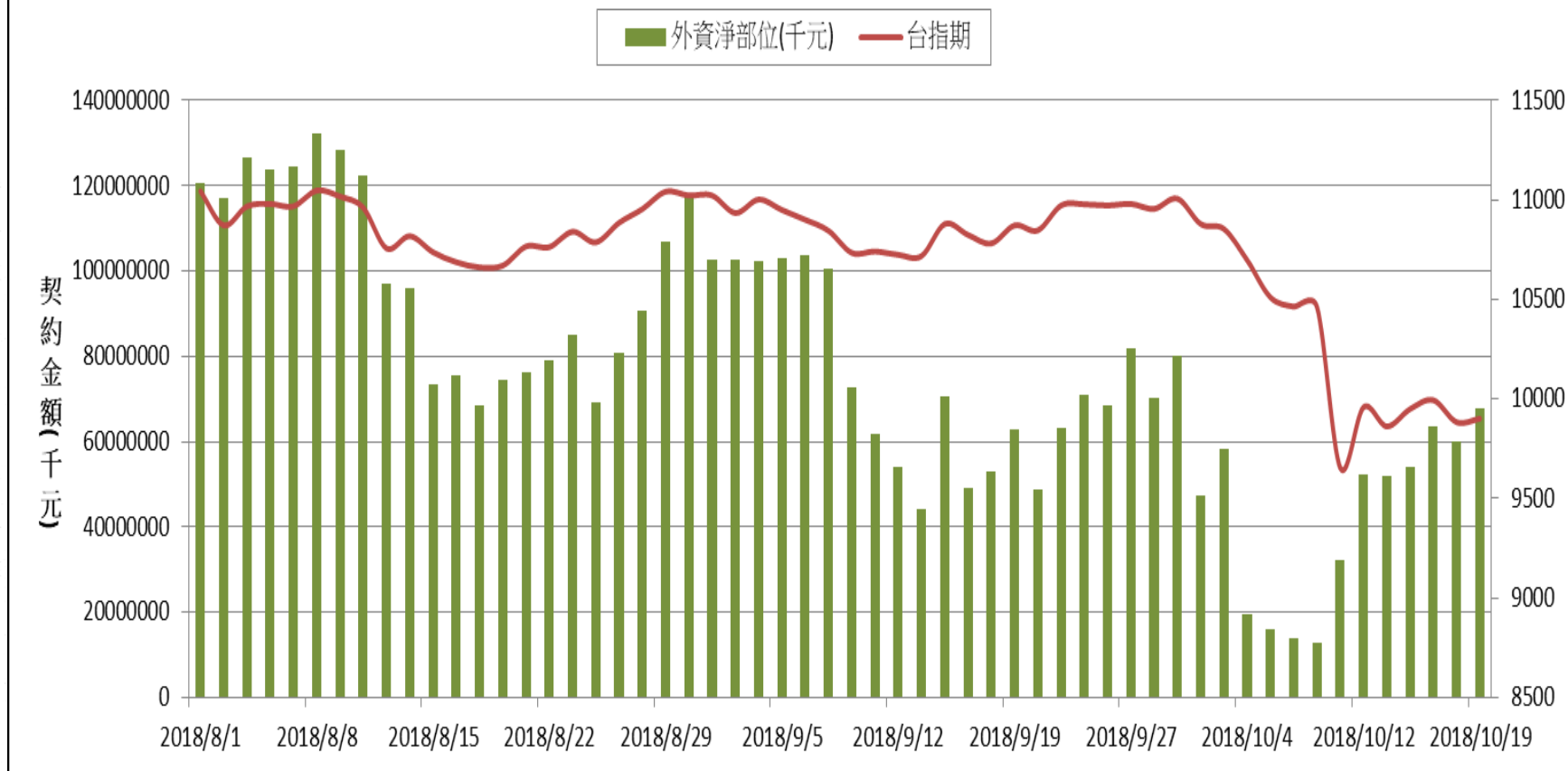
選擇權三大法人未平倉口數 V.S 台指期(近月)

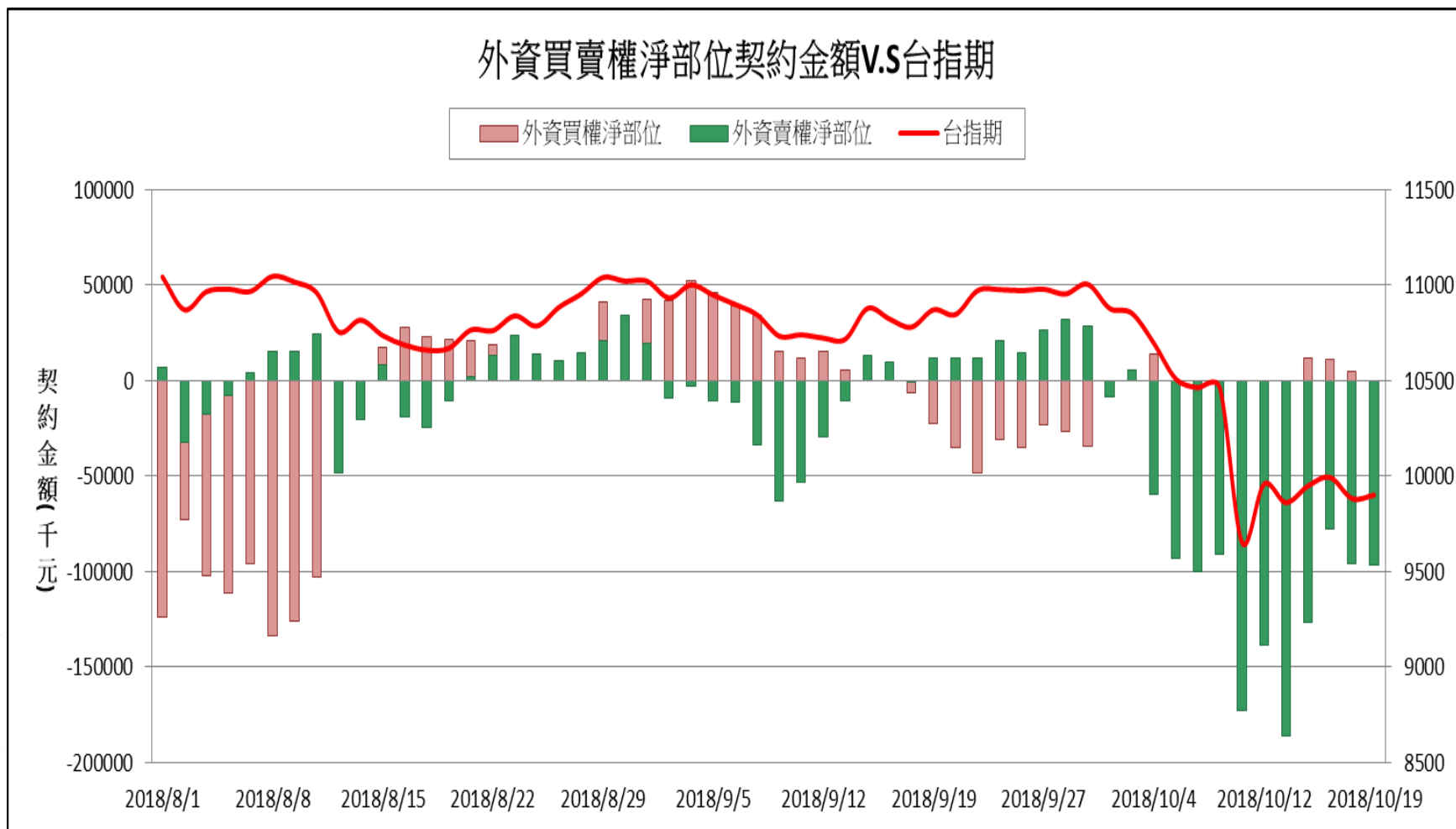




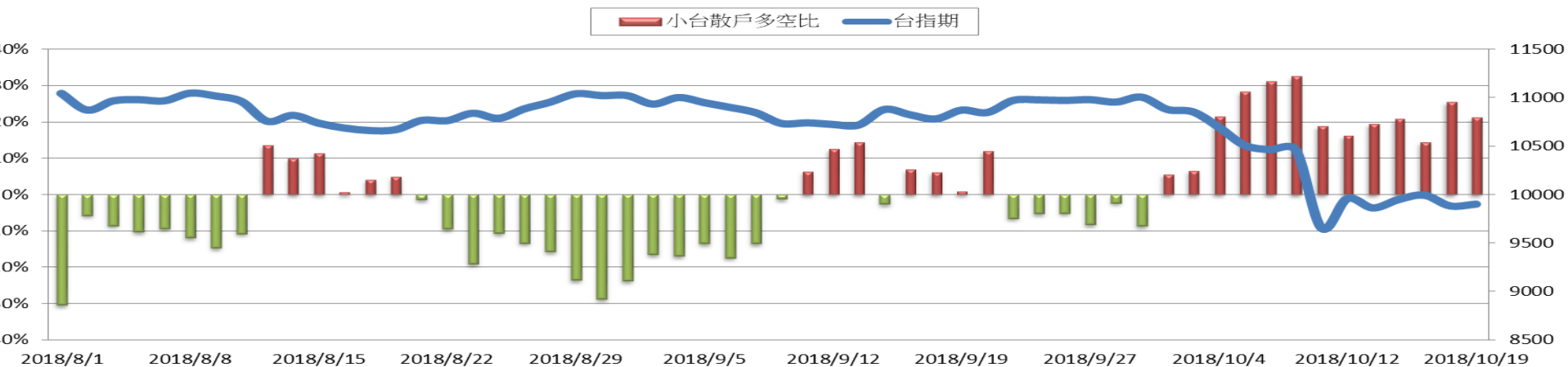


外資台指期與選擇權淨部位契約金額V.S台指期

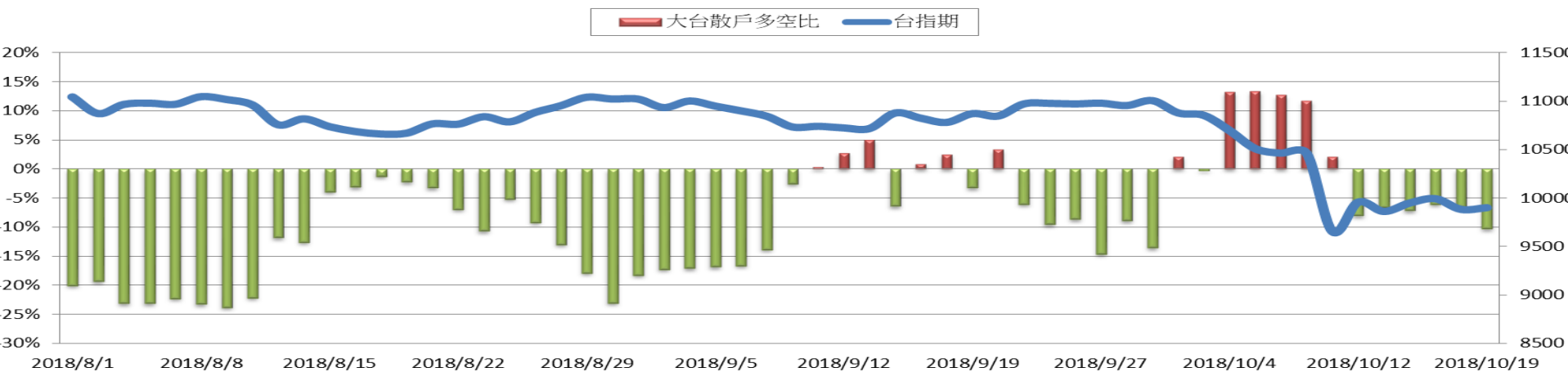




台指期與小台散戶多空比(%)



台指期與大台散戶多空比(%)



買 權			201811	賣 權		
Vol	OI變化	OI	履約價	OI	OI變化	Vol
0	0	30	8300		7771 (+1627)	2807
0	0	0	8400		3029 (+373)	947
0	0	1	8500		3239 (+122)	1267
0	0	0	8600		2390 (+123)	1344
8	(+8)	8	8700		1916 (+224)	1667
9	(+9)	179	8800		7758 (+372)	2869
0	0	76	8900		2139 (+177)	2494
0	0	78	9000		7692 (+491)	5266
2	0	5	9100		4343 (+636)	5448
0	0	13	9200		5545 (+807)	4976
0	0	39	9300		5201 (+860)	5813
263	(+207)	250	9400		5733 (+963)	6407
383	(+203)	333	9500		7233 (+1274)	8052
500	(+242)	648	9600		7097 (+769)	7173
1469	(+1010)	1779	9700		7152 (+923)	5046
3179	(+959)	3612	9800		7304 (+198)	4950
5851	(+1638)	5346	9900		5717 (+138)	5256
10049	(+2396)	7710	10000		4359 (-176)	1672
7938	(+1999)	5957	10100		2023 (-68)	375
12216	(+3221)	9687	10200		1778 (-61)	199
12574	(+2334)	12943	10300		3588 (+4)	131
10549	(+1070)	10640	10400		1872 (-22)	89
5392	(+162)	12540	10500		5218 (-11)	117
4323	(+207)	9099	10600		1591 (-1)	6
2639	(-726)	5724	10700		1358 (+2)	17
3453	(-938)	9037	10800		1640 (-4)	16
1809	(-721)	4220	10900		285 (-3)	18
629	(+68)	5324	11000		185 0	2
429	(-248)	1795	11100		112 0	1
224	(-64)	2628	11200		62 (+1)	1
170	(+10)	2632	11300		61 0	0
102	(+27)	3108	11400		66 0	0
94	(+37)	2039	11500		38 0	0
146	(+83)	2364	11600		0 0	0
60	(-56)	2412	11700		1 0	0
65	(-64)	1926	11800		4 0	0
45	(-41)	800	11900		3 0	0
182	0	1569	12000		1 0	0
0	0	803	12100		1 0	0
5	(+5)	519	12200		0 0	0
25	0	500	12300		0 0	0
15	(+15)	297	12400		3 0	0
1	0	63	12500		0 0	0
298	(+65)	142	12600		0 0	0
80	(+50)	115	12700		0 0	0
127	(+95)	363	12800		0 0	0